

Matrix Carbon Reduction Plan 2023/24

Publication date: April 2024

Commitment to achieving Net Zero

Matrix is committed to achieving Net Zero emissions by 2040.

Baseline Emissions Footprint

Baseline emissions are a record of the greenhouse gases that have been produced in the past and were produced prior to the introduction of any strategies to reduce emissions. Baseline emissions are the reference point against which emissions reduction can be measured.

Baseline Year: 2021											
Additional Details relating to the Baseline Emissions calculations.											
We collected data on our Carbon Emissions for 2021 using the Carbon Wizard Calculator Tool. We have no emissions reporting prior to 2021.											
Baseline year emissions:											
EMISSIONS	TOTAL (tCO₂e)										
Scope 1	0 – Due to our business operations, we do not generate emissions in this way										
Scope 2	33.66 <table border="1" style="width: 100%; border-collapse: collapse;"> <tr> <td style="width: 70%;">Electricity (Grid)</td> <td style="text-align: right;">33.4</td> </tr> <tr> <td>Heat (Grid)</td> <td style="text-align: right;">0.26</td> </tr> </table>	Electricity (Grid)	33.4	Heat (Grid)	0.26						
Electricity (Grid)	33.4										
Heat (Grid)	0.26										
Scope 3 (Included Sources)	43.18 <table border="1" style="width: 100%; border-collapse: collapse;"> <tr> <td style="width: 70%;">Business travel</td> <td style="text-align: right;">10.97</td> </tr> <tr> <td>Waste generated in operations</td> <td style="text-align: right;">1.21</td> </tr> <tr> <td>Employee commuting</td> <td style="text-align: right;">31</td> </tr> <tr> <td>Upstream transportation and distribution</td> <td style="text-align: right;">0 – No transportation of goods</td> </tr> <tr> <td>Downstream transportation and distribution</td> <td style="text-align: right;">0 – No transportation of goods</td> </tr> </table>	Business travel	10.97	Waste generated in operations	1.21	Employee commuting	31	Upstream transportation and distribution	0 – No transportation of goods	Downstream transportation and distribution	0 – No transportation of goods
Business travel	10.97										
Waste generated in operations	1.21										
Employee commuting	31										
Upstream transportation and distribution	0 – No transportation of goods										
Downstream transportation and distribution	0 – No transportation of goods										



Total Emissions	76.84
------------------------	-------

Current Emissions Reporting

Reporting Year: 2023											
EMISSIONS	TOTAL (tCO₂e)										
Scope 1	0 – Due to our business operations, we do not generate emissions in this way										
Scope 2	24.6 <table border="1" data-bbox="491 835 1126 913"> <tr> <td>Electricity (Grid)</td> <td>22.5</td> </tr> <tr> <td>Heat (Grid)</td> <td>2.1</td> </tr> </table>	Electricity (Grid)	22.5	Heat (Grid)	2.1						
Electricity (Grid)	22.5										
Heat (Grid)	2.1										
Scope 3 (Included Sources)	161 <table border="1" data-bbox="491 983 1442 1256"> <tr> <td>Business Travel</td> <td>46.3</td> </tr> <tr> <td>Waste generated in operations</td> <td>1.3</td> </tr> <tr> <td>Employee commuting</td> <td>113.4</td> </tr> <tr> <td>Upstream transportation and distribution</td> <td>0 – No transportation of goods</td> </tr> <tr> <td>Downstream transportation and distribution</td> <td>0 – No transportation of goods</td> </tr> </table>	Business Travel	46.3	Waste generated in operations	1.3	Employee commuting	113.4	Upstream transportation and distribution	0 – No transportation of goods	Downstream transportation and distribution	0 – No transportation of goods
Business Travel	46.3										
Waste generated in operations	1.3										
Employee commuting	113.4										
Upstream transportation and distribution	0 – No transportation of goods										
Downstream transportation and distribution	0 – No transportation of goods										
Total Emissions	185.6										

Emissions reduction targets

In order to continue our progress to achieving Net Zero, we have adopted the following carbon reduction targets.

We project that carbon emissions will decrease over the next five years to 100 tCO₂e by 2030. This is a reduction of 46.1%.

Carbon Reduction Projects

Completed Carbon Reduction Initiatives

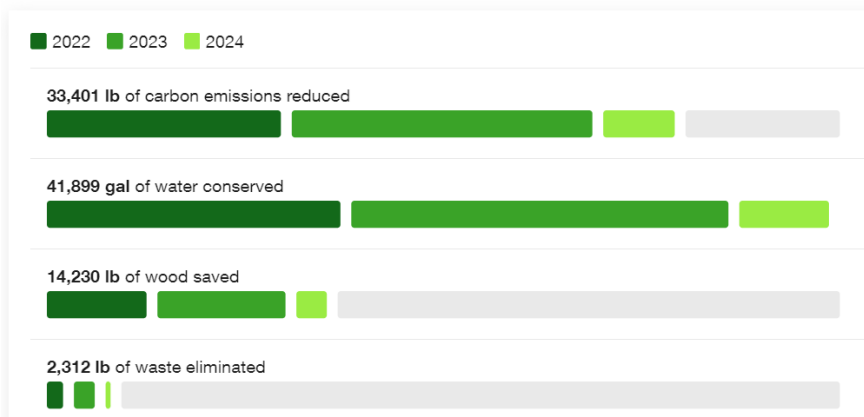
Since the 2021 baseline, the following environmental management measures and projects have been implemented and/or completed. These schemes would have led to a reduction in carbon emissions in usual circumstances but did not, as during this time the size of the business doubled with the acquisition of Matrix Security Watchdog. The number of employees increased from 100 to 378, increasing our scope 3 emissions.

- Certification to ISO 14001 Environmental Management.
- Hybrid working to reduce commuting miles where possible.
- Implementation of remote working collaboration technologies, reducing business travel.
- Switched our company car scheme is provided by Octopus so all cars are electric.
- Consolidated office server room. Removing all old equipment no longer needed. We used a WEE recycling company. WEE is the safe, eco-friendly disposal of Waste of Electrical and Electronic Equipment.
- Consolidated our data centre – We have migrated our kit out of a traditional data centre that consumes a large amount of power and electricity to Microsoft Azure who are more aligned to environmental aspects of cloud computing.
- We have implemented a Purchasing Policy which includes a commitment to purchasing environmentally preferable products.
- We operate a paperless working environment. Through the utilisation of Docusign, we have generated additional environmental savings, these are outlined below:





Matrix SCM's environmental savings

Time Period

All Time





This compares to:

-  Removing **3 cars** from the road
-  Skipping **30 loads** of laundry
-  Conserving **42 trees**
-  Saving **384,317 pages** of paper



We acknowledge that offsetting Carbon is not the same as reducing emissions, but as a business we have offset 100 tonnes of carbon by purchasing 100 tonnes worth of carbon credits. These credits will be used on a reforestation project in Uruguay.




Verified Carbon Standard

Certificate of Verified Carbon Unit (VCU) Retirement


Verra, in its capacity as administrator of the Verra Registry, does hereby certify that on 06 Jan 2023, 100 Verified Carbon Units (VCUs) were retired on behalf of:

Matrix SCM Limited - Offset carbon emissions for consumption period 2022

Project Name
Lumin/Eucapine Uruguay Forest Plantations on degraded grasslands under extensive grazing

VCU Serial Number
10143-188611019-188611118-VCS-VCU-261-VER-UY-14-960-01012012-07042013-0

Additional Certifications

Powered by  APX

In the future we hope to implement further measures such as:

- Change working policies to encourage members of staff to use public transport wherever possible on client visits. Mandating rail use on certain routes, e.g., into London.
- Upgrade our recycling program in the office. Encourage employees to reduce paper waste by using digital documents and double-sided printing when necessary.
- Promote our internal 'Buy & Sell' teams channel to encourage employees to reuse and give a second life to products.
- Increase the scope of our Purchasing Policy to include concepts like 'meat-free' meals at employee events.
- Better Employee Engagement: Educate and engage employees in sustainability practices through training, workshops, and regular communication. Encourage them to contribute ideas and participate in green initiatives. We are adding this training to the employee onboarding process.
- Updating some of our office equipment to greener alternatives and donating our old office equipment to local charities.
- For essential travel into our offices or on-sites we will operate a car sharing scheme.



Declaration and Sign Off

This Carbon Reduction Plan has been completed in accordance with PPN 06/21 and associated guidance and reporting standard for Carbon Reduction Plans.

Emissions have been reported and recorded in accordance with the published reporting standard for Carbon Reduction Plans and the GHG Reporting Protocol corporate standard¹ and uses the appropriate Government emission conversion factors for greenhouse gas company reporting².

Scope 1 and Scope 2 emissions have been reported in accordance with SECR requirements, and the required subset of Scope 3 emissions have been reported in accordance with the published reporting standard for Carbon Reduction Plans and the Corporate Value Chain (Scope 3) Standard³.

This Carbon Reduction Plan has been reviewed and signed off by the board of directors (or equivalent management body).



Siobhan Goss, Head of Corporate Social Responsibility

Date: 22nd April 2024